

Made
in
Japan
Microscope

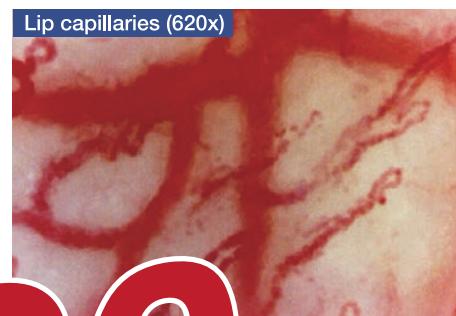
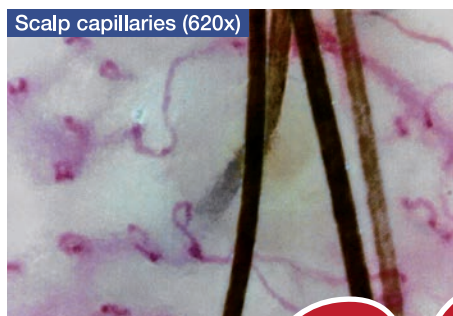
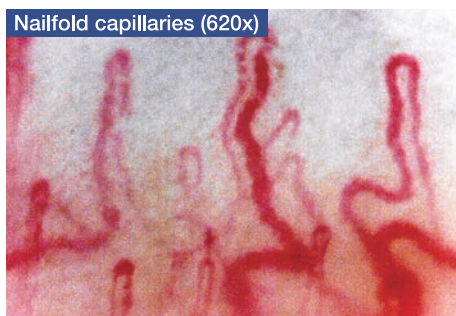


- 620x-175x capillaroscope: excellent clarity and ease of use!
- Advanced software: quantifies blood velocity!

Desktop and hand-held capillaroscope

B **GOKO** **SCAN-ZD**

**More information
on the web!**



Amazing **620x!!**



GOKO is an innovative Japanese manufacturer of optical imaging devices with a 70-year history. We take pride that we develop, manufacture and even customize our products exclusively in Japan.



GOKO Imaging Devices Co., Ltd.

merits

- USB capillaroscope with excellent clarity!
- 620x and 175x - no need to change lenses!
- GOKO's unique "Non-Reflective" technique
- Sophisticated software for quantification
- 100% Made in Japan

Options

Ideal for whole-body observation

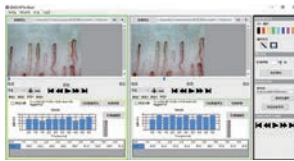


Software for quantification

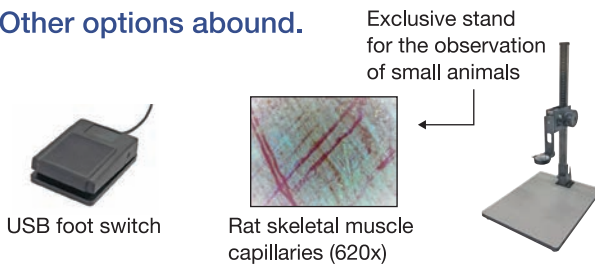
- "GOKO Measure Plus" for advanced image processing / analysis



- "GOKO-VIP" for velocity measurement



Other options abound.



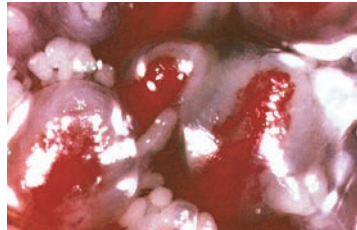
Autoclavable version available!

- GOKO Bscan-ZA (with Autoclavable Non-reflex cap)

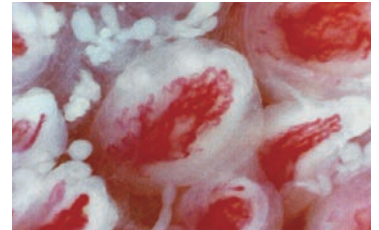
Ideal for use in clean fields and for intraoral observation. Can be fitted with an autoclavable non-reflective cap that is made of surgical stainless steel.



GOKO's unique "Non-Reflective Observation" technique



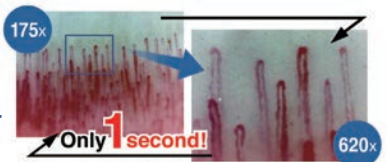
Using transparent film: With reflection, with contact to observation area



Using the non-reflex cap: No reflection, no-contact to observation area

Easy to magnify and focus!

With GOKO, it takes only 1 second!



Main specifications of camera unit

Model	GOKO EV-80ZD
Image Signal	1/3" CMOS Color Camera 1.3M pixels
Electronic Shutter	Automatic (Can be fixed via the software GOKO Measure)
Magnification	Lower: approx. 175X, Higher: approx. 620X (on 20-inch monitor)
Image Output	USB 2.0 digital output by USB2.0 (USB Type A Male)
Power Source	DC5V, USB bus power
Operating Temperature	0~+40℃
Operating Humidity	MAX60%RH (without condensation)
Dimensions	φ45 (external diameter) × 97 (length)mm (except protrusion, without the Focus Cap) φ45 (external diameter) × 103 (length)mm (with the Focus Cap)
Cable Length	USB cable 1.5m (USB Type A - USB Micro B)
Weight	127g (without the cable and the Focus Cap)
Attachments	① Stand Unit ② Focus Cap ③ Anti-vibration attachment for observing nailfold capillaries ④ Protection Cap ⑤ USB Cable ⑥ Case for the GOKO Bscan-Z/ZD (Smaller) ⑦ Software GOKO Measure ⑧ Manual
Location of Manufacture	Japan

*CE Marked: EN61000-6-1:2007 / EN61000-6-3:2007 / A1:2011

* Specifications, contents, and appearance of the products are subject to change without prior notice.



GOKO Imaging Devices Co., Ltd.

GOKO Bldg., 3-380 Tsukagoshi Saiwai-ku, Kawasaki,
Kanagawa, 212-0024 JAPAN
TEL +81-44-544-1311(main) FAX +81-44-555-6157
www.gokocamera.com